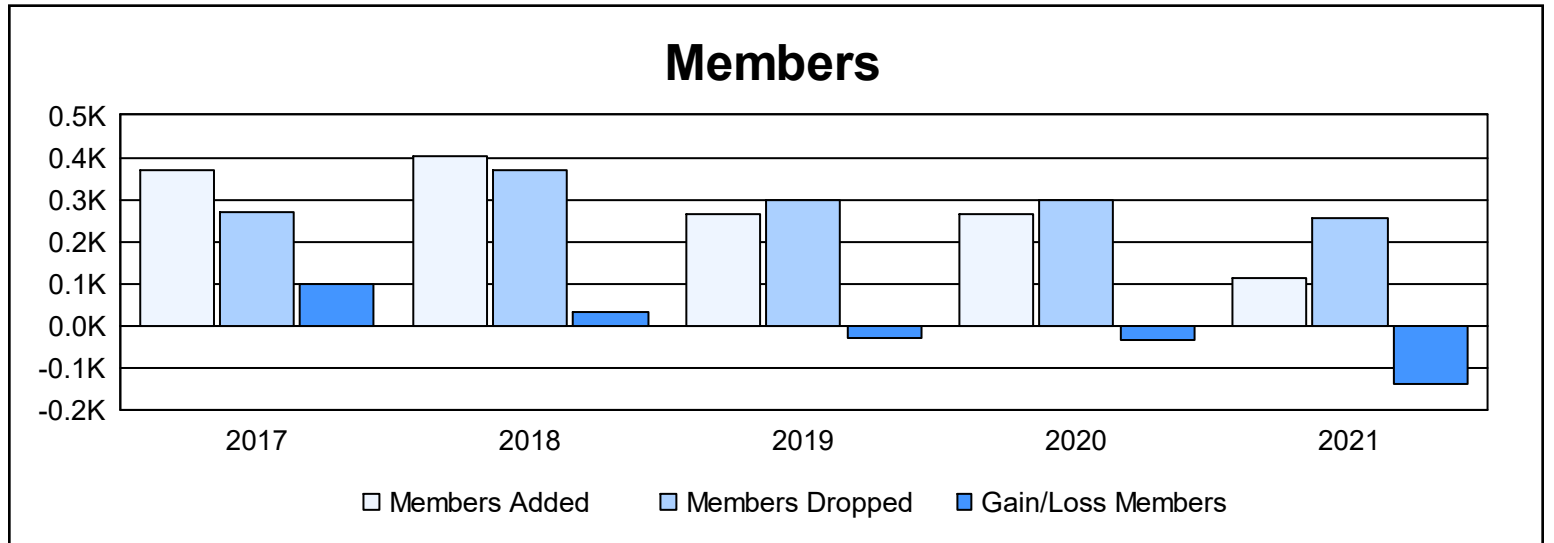
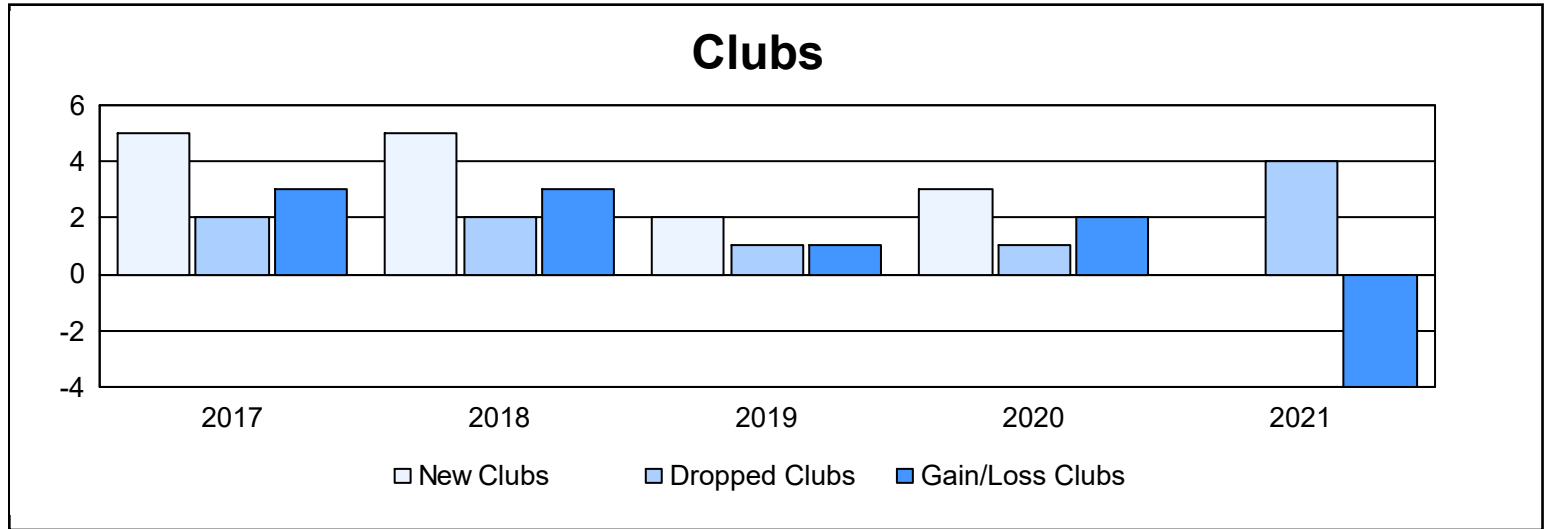
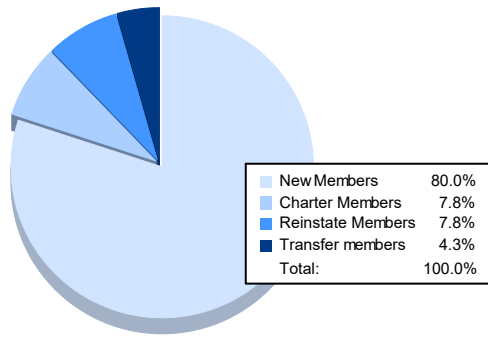


Year	New Clubs	Dropped Clubs	Gain/ Loss Clubs	New Members	Charter Members	Reinstate Members	Transfer Members	Total Member Added	Total Members Dropped	Gain/ Loss Members
2016-2017	5	2	3	218	126	13	11	368	270	98
2017-2018	5	2	3	228	152	12	9	401	370	31
2018-2019	2	1	1	180	72	12	3	267	297	-30
2019-2020	3	1	2	178	73	10	4	265	298	-33
2020-2021	0	4	-4	92	9	9	5	115	256	-141
<b>Average</b>	<b>3</b>	<b>2</b>	<b>1</b>	<b>179</b>	<b>86</b>	<b>11</b>	<b>6</b>	<b>283</b>	<b>298</b>	<b>-15</b>



### Membership Composition June 2021 Cumulative



### Gender Composition June 2021 Cumulative

